

As a contractor, it may be necessary for you to complete our Modern Slavery elearning training.

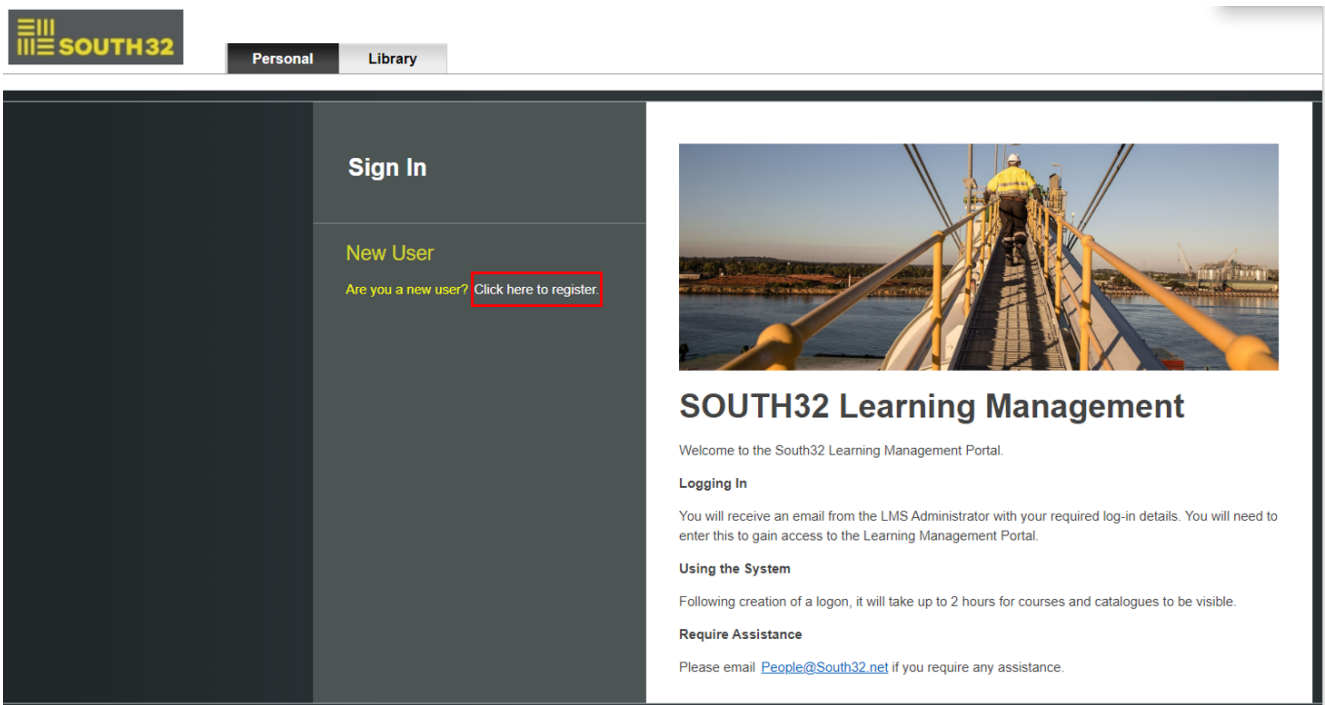
To undertake the training, you'll first need to complete a once off self-registration to set up your SuccessFactors LMS profile.

FOR YOUR ACTION

At your earliest convenience, please follow the steps below to complete the self-registration and account activation processes.

Steps to follow:

1. Follow the link below to **self-register** your details and to receive your unique password
<https://southgrou.plateau.com/learning/user/portal.do?siteID=South32&landingPage=login>
2. You'll be taken to a 'Sign in' page. First time users to choose **Click here to register**



SuccessFactors self-registration instructions for contractors

3. Make a note of the User ID displayed under 'Account Information' (you'll need this later) and then fill in all the fields (*Mandatory fields may not be skipped)

SOUTH32 Personal Library

Create New Account

Please complete the "Create New Account" form and click "Submit". After you create an account, you can view your Learning Plan, add items to your cart, and check out.

* Required Fields.

Account Information

* User ID : 300016024036

Contact Information

* First Name :

* Last Name :

Middle Name :

* Email Address :

* Confirm Email Address :

Telephone Number :

Main Address :

City :

State / Province :

Postal Code :

Country/Region :

Employee Information

USI / ID :

* Date of Birth :

Activate Your Account for South32

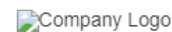
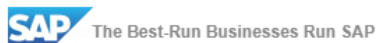


ias@notifications.sap.com

To: You

Reply Reply all Forward

Tue 3/19/2024 1:53 PM



Dear **Jane Smith**

An account has been created for you. To activate your account for [South32](#), click the link below. You will be taken to a page where you will also set a password for your account.

[Click here to activate your account](#)

If the link above is not displayed or does not work, copy and paste the link below to the address bar of your browser.

<https://lakimg7f3.accounts.ondemand.com/ids/activation?token=1241414144490874E716A35253246464C693952307843614350754D75454363652532423177437A544877487764596578517AA4A547355587852486C3968663856426D4459>

Best regards,
Your Identity Authentication Service Team

This e-mail may contain trade secrets or privileged, undisclosed, or otherwise confidential information. If you have received this e-mail in error, you are hereby notified that any review, copying, or distribution of it is strictly prohibited. Please inform us immediately and destroy the original transmittal. Thank you for your cooperation.

Reply

Forward

4. Enter your details and create your password in the account activation page.

Activate Your Account

An account has been created for you with Identity Authentication for use with South32. The account information we already have for you is below.

To begin using your account for South32, set a password below.

Tell Us About Yourself

First Name

Last Name *

Email *

Set Password

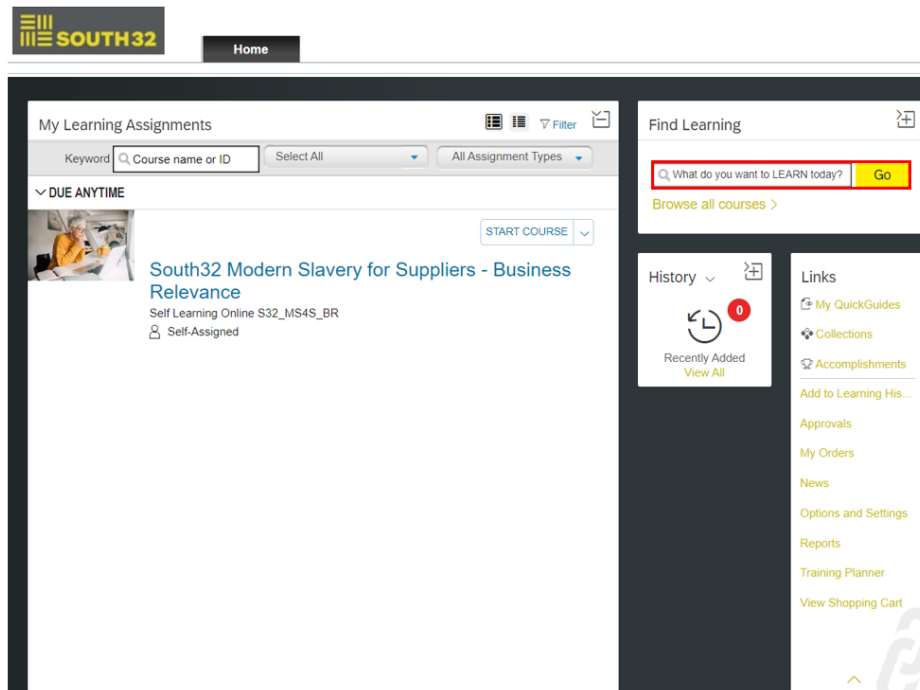
Password *

Re-Enter Password *

Save



5. Search for "Modern Slavery" in the "What do you want to LEARN today" search bar on the top right corner.







SuccessFactors self-registration instructions for contractors

- Search for the "South32: Modern Slavery for Suppliers" Curriculum and click on "Self Assign Curriculum". You will be assigned 4 courses each taking about 20 minutes to complete.

The screenshot shows the SuccessFactors Library interface. At the top, there is a search bar with the text "South32: Modern Slavery for Suppliers" and a search icon. Below the search bar, it says "Results for 'South32: Modern Slavery for Suppliers'" and "19 Courses". On the left, there is a "Refine By" section with "Learning Type", "Source", and "Delivery Method" dropdown menus. The main content area displays three course cards. The first card, titled "South32: Modern Slavery for Suppliers", is highlighted with a red box. Below this card, there is a "Self Assign Curriculum" button, also highlighted with a red box. The other two cards are titled "Contractor Management @South32 - ..." and each has a "Start Course" button.

The screenshot shows the course assignment page. At the top, it displays "ID: CUR_S32_MSS_ALL" and "Self Assigned". Below this, it says "South32 Modern Slavery for Suppliers - Contact debbie.diedericks@south32.net" and "Incomplete". The "Assignments" section is titled "By Suggested Order" and lists four courses:

1.  23/3/2024 | REQUIRED
South32 Modern Slavery for Suppliers 101
Self Learning Online S32_MS4S rev.2 1/9/2022
[CONTINUE COURSE](#)
2.  23/3/2024 | REQUIRED
South32 Modern Slavery for Suppliers - Business Relevance
Self Learning Online S32_MS4S_BR rev.2 1/9/2022
[START COURSE](#)
3.  23/3/2024 | REQUIRED
South32 Modern Slavery for Suppliers - Grievance Mechanisms & Remedy
Self Learning Online S32_MS4S_GMR rev.2 1/9/2022
[START COURSE](#)
4.  23/3/2024 | REQUIRED
South32 Modern Slavery for Suppliers - Risk Management
Self Learning Online S32_MS4S_RISK rev.1 29/6/2022
[START COURSE](#)

SuccessFactors LMS tip: To ensure a smooth end user experience, be sure to launch the training in Microsoft Edge or Google Chrome, do not use Microsoft Explorer. Once launched, it's also important you continue to interact with the course as after approximately 10 minutes of non-activity in SuccessFactors, you will be disconnected for security reasons and any further progress or completion will not be recorded. If you need to pause, we recommend you close the course window, and relaunch when ready to resume.